


**SPRAY - PYROLYSED CADMIUM SULPHIDE BASED
COMPOSITE FILMS FOR $\text{CdS-Cu}_x\text{S}$ SOLAR CELLS**

By
BODH RAJ
DEPARTMENT OF PHYSICS

Thesis submitted
in fulfilment of the requirements of the degree of
DOCTOR OF PHILOSOPHY



to the
INDIAN INSTITUTE OF TECHNOLOGY, DELHI
JANUARY 1985


TH
539.231:523.72
BOD -S


I. I. T. DELHI.
LIBRARY
Acc. No. TH-12298

I. I. T. DELHI
LIBRARY
ACC. NO. 12298

CERTIFICATE

I am satisfied that the Thesis presented by Bodh Raj is worthy of consideration for the award of the Degree of Doctor of Philosophy and is a record of the original bonafide research work carried out by him under my guidance and supervision and that the results contained in it have not been submitted in part or full to any other university or institute for award of any degree/diploma.


(Prof. K.L. Chopra)


(Dr. D.K. Paridya)

THESIS SUPERVISORS:

PROFESSOR K.L. CHOPRA
HEAD, THIN FILM-SOLID STATE TECHNOLOGY LABORATORY
DEPARTMENT OF PHYSICS
INDIAN INSTITUTE OF TECHNOLOGY
NEW DELHI-110016, INDIA.

Dr. D.K. PANDYA
ASSISTANT PROFESSOR
DEPARTMENT OF PHYSICS
INDIAN INSTITUTE OF TECHNOLOGY
NEW DELHI-110016, INDIA

CONTENTS

	Page
ACKNOWLEDGEMENTS	
ABSTRACT	
CHAPTER I INTRODUCTION	
1.1 Heterojunction Solar Cells	3
1.2 Polycrystalline Solar Cells	12
1.3 Deposition Techniques for CdS Films.. ..	14
1.4 Techniques for Cu_xS Formation	17
1.5 Properties of CdS and Cu_xS Films	19
1.6 CdS- Cu_xS Solar Cells	23
1.7 Degradation of CdS- Cu_xS Solar Cells.. ..	30
CHAPTER II EXPERIMENTAL TECHNIQUES	
2.1 Spray Deposition of CdS Films	37
2.2 Scanning Electron Microscopy	44
2.3 X-Ray Diffractometry	44
2.4 Auger and ESCA Techniques	45
2.5 Resistivity Measurements by Vander Pauw's Method	47
2.6 Electrochemical Analysis	47
2.7 I-V and C-V Measurements	50
2.8 Spectral Response	53
2.9 Laser Spot Scanning Technique	55
2.10 DLTS Technique	57
CHAPTER III STRUCTURE, MICROSTRUCTURE AND COMPOSITION	
3.1 Introduction	63
3.2 Surface Morphology	64

	Page
3.3 Grain Structure	68
3.4 Crystallite Orientation	77
3.5 Compositional Analysis	90
3.6 Bilayer Films	93
 CHAPTER IV ELECTRICAL AND OPTICAL CHARACTERIZATION OF COMPOSITE FILMS	
4.1 Introduction	115
4.2 Results and Discussion of Electrical Characterization	117
4.3 Optical Properties	123
4.4 Photon Loss Analysis	128
4.5 Conclusions	131
 CHAPTER V KINETICS OF Cu_xS FORMATION	
5.1 Introduction	134
5.2 Conversion Techniques	135
5.3 Kinetics of Conversion	137
5.4 Stoichiometry and Thickness of Cu_xS Layer	144
5.5 Morphology of Cu_xS Layers	154
 CHAPTER VI PERFORMANCE AND CHARACTERIZATION OF SOLAR CELLS	
6.1 Introduction	159
6.2 Fabrication of Solar Cells	160
6.3 Performance	162
6.4 Interface Structure	172
6.5 Spatial Characterization	181
6.6 Processes Occurring During Heat-Treatment and Degradation	190

	Page
CHAPTER VII SUMMARY AND SCOPE FOR FURTHER WORK	
7.1 Summary 206
7.2 Scope for Further Work 208
REFERENCES 210
LIST OF PUBLICATIONS	

ACKNOWLEDGEMENTS

It has been a privilege to be a member of Thin Film Laboratory. I take this opportunity to express my sincere gratitude to Professor K.L. Chopra for his inspiring guidance, deep involvement and positive criticism, which have contributed greatly towards the completion of this work. I sincerely thank Dr. D.K. Pandya for his able guidance and continuous encouragement throughout the course of this work.

This work has benefited considerably from the help and cooperation of the members of Thin Film Laboratory, both past and present. In particular, I wish to record my sincere thanks to Dr. L.K. Malhotra and Dr. V. Dutta for the useful discussions, especially during the writing stage. It has been a pleasure to be associated with Dr. A.P. Thakoor, Dr. R.C. Kainthla, and Mr. A.N. Tewari, and their help in various forms is gratefully acknowledged. Thanks are due to Mr. S. Major and Mr. Mangal Singh for the liberal supply of SnO_2 substrates, Mr. D.S. Sastry for help during DLTS and Laser Scanning experiments, Miss C.S. Uma for the optical measurements, and Dr. A. Banerjee, Dr. T.V. Rao and Mr. M. Bhatnagar for Auger and ESCA analysis. Thanks are also due to Mr. Sunil Kumar, Miss Vandana, Mr. Ajay Aggarwal and Mr. D. Chowdhari for the helping hand they provided during the thesis preparation.

Intensive cooperation of Dr. K.C. Nagpal, Dr. S.K. Sharma and Mr. Rao of National Physical Laboratory, New Delhi, for X-ray diffraction and SEM studies is gratefully acknowledged.

I am indebted to Mr. V.N. Sharma for his neat and skilful typing.

(BODHRAJ)