


**Estimating Production Technical Efficiency For Individual  
Farms Of Paddy And Wheat Under Land Reclamation Technology  
A Case Study Of Gharaunda Block (Haryana) With Special  
Reference To Income Distribution**

By

**S. S. KUTAULA**

Thesis submitted  
in fulfilment of the requirements for  
the degree of  
**DOCTOR OF PHILOSOPHY**



**Department of Humanities & Social Sciences  
INDIAN INSTITUTE OF TECHNOLOGY, DELHI  
HAUZ KHAS, NEW DELHI - 110016**


**1988**

## CERTIFICATE

Certified that Mr. S.S. Kutaula, who was permitted to work for his Ph.D. degree in Economics of the Indian Institute of Technology, Delhi on the problem entitled, "ESTIMATING PRODUCTION TECHNICAL EFFICIENCY FOR INDIVIDUAL FARMS OF PADDY AND WHEAT UNDER LAND RECLAMATION TECHNOLOGY: A CASE STUDY OF GHARAUNDA BLOCK (HARYANA) WITH SPECIAL REFERENCE TO INCOME DISTRIBUTION" has faithfully carried out his study under my guidance and supervision and the accompanying Thesis, which he is submitting, is his genuine work.

Mr. S.S. Kutaula has completed necessary course work and put in the required attendance in this department.

June 10<sup>th</sup>, 1988

  
(Prof. A.L. AGARWAL)  
Associate Professor  
Department of Humanities and Social  
Sciences, Indian Institute of Technology  
Delhi (India)


## ACKNOWLEDGEMENT

I wish to express my sincere thanks and deep sense of gratitude to my supervisor, Prof. A.L. Agarwal, Associate Professor of Economics in the Department of Humanities and Social Sciences of the Indian Institute of Technology, Delhi for his sustained help, valuable direction, guidance, constant encouragement throughout the course of the study and also preparation of this manuscript.

I am to record my deep sense of appreciation to my wife, Mrs. Dikari Kutaula and to my son, Prashant.

Lastly, but not the least, though I had an alround support, some deficiencies have remained in this study. For them, I am alone responsible.

June 10<sup>th</sup>, 1988

  
(S.S. KUTAULA)

## CONTENTS

i

### LIST OF TABLES

x

### LIST OF DIAGRAMS AND MAPS

xii

## Chapter I INTRODUCTION

- 1.1 Problem and its Importance 1
- 1.2 Objectives 22
- 1.3 Organisation 24

## Chapter II Review of Literature

28

- 2.1 Theoretical Interpretation of the Notion of Technical Efficiency 28
  - 2.1.1 Definition of Technical Efficiency Alone 31
  - 2.1.2 Definition of Technical, Allocative and Economic Efficiency 32
  - 2.1.3 Concept of Frontiers 33
  - 2.1.4 Farrell's Definitions of Technical, Allocative and Economic Efficiency 34
- 2.2 Deterministic Non-Parametric Frontiers and Efficiency Measurement 37
- 2.3 Elasticity of Substitution and Choice for Functional Forms of Production Models 39
  - 2.3.1 Popularity of Cobb-Douglas Production Function due to its Wide Range of Properties 42

2.4	Difference Between Frontiers and Average Functions	44
2.5	The Controversial Explanation of Technical and Allocative Efficiencies	45
2.6	The Simplest Set of Assumptions and the Confirmation of Disturbance in Production	47
2.7	Confrontation Not Only With Single Equation But With A System of Equations	50
2.7.1	Simultaneous Equation Bias and Specification Error and Doubt Over Consistency of Single Equation Estimates	52
2.8	Problem of Multicollinearity	56
2.9	Assumption of Unitary Elasticity of Substitution in the case of Cobb-Douglas Production	56
2.10	Profit Maximisation and Resource Use Efficiency	57
2.10.1	Some Important Studies of Resource Use Efficiency in Indian Agriculture	60
2.10.2	Serious Objections Against the Conceptual Defect of Resource Use Efficiency	62
2.11	Linear Programming Approach vs Production Function Approach for the Measurement of Allocative Efficiency	64
2.12	Programming Models and Deterministic Parametric Functions for the Measurement of Technical Efficiency	65
2.13	Deterministic Statistical Frontiers	70

2.14	Duality Considerations for the Estimations of Technical and Allocative Inefficiency Using Stochastic Frontiers	72
2.15	Profit Function and Non-Frontier Efficiency Models	74
2.16	Economic Rationale for Specification of Production Disturbance Put Forwarded by Zellner, Kmenta and Dreze (1966)	78
2.17	Stochastic Frontier and Composed Error Model for the Measurement of Technical Efficiency	80
2.18	Brief Review of some Important Studies based on Stochastic Frontiers	82
2.19	Income Distribution Analysis for the Community of Farmers Adopting Land Reclamation Technology (Alkali Soils)	86
Chapter III	Land Reclamation Technology	88
3.1	Global Formation of Salt-Affected Soils	88
3.2	Extent of Salt-Affected Soils in India	90
3.3	Visual Characteristics and Meaning of Alkali and Saline Soils	96
3.4	Studies on Reclamation of Salt-affected Soils in India	97
3.5	Establishment of Central Soil Salinity Research Institute for Conducting Multi-Disciplinary Research	100

3.6	The Package of Land Reclamation Technology (Alkali Soils)	102
3.6.1	Land Preparation	102
3.6.2	Soil Sampling	103
3.6.3	Drainage Measures	103
3.6.4	Use of Suitable Amendment	103
3.6.5	Facilities of Irrigation and Quality Water	104
3.6.6	Crop Rotation	104
3.7	Establishment of Haryana Land Reclamation and Development Corporation and Technology at the Doorstep	105
3.8	Economics of Alkali Soil Reclamation	107
Chapter IV	Research Methodology	109
4.1	Selection of Area, Villages and Farmers	109
4.2	Collection of Data	115
4.3	Measurement and Definition of Variables	121
4.4	Assumptions Regarding the Variation in Output Levels	127
4.5	Definition of Composed Error Model	130
4.6	Distribution of One-Sided Error Term: Half Normal Case	131
4.7	The Corrected Ordinary Least Squares Estimator (COLS)	134
4.8	The Cobb-Douglas Stochastic Frontier Production Function Model	136

	4.9	Joint Density Function	137
	4.10	Estimation of Variances of $\sigma_u^2$ and $\sigma_v^2$	141
	4.11	Interpretation of the Two Sources of Error	143
	4.12	Estimation of Sample Average Technical Efficiency	144
	4.13	Estimation of Population Average Technical Efficiency	145
	4.14	New Method for Estimating Technical Efficiency for Each Observation	146
	4.15	Discrepancy Parameter	151
Chapter V		Results and Discussion	152
	5.1	Production Elasticities	152
	5.2	Estimates of Related Para- meters of Technical Efficiency	156
	5.2.1	Estimates of Error Variances	156
	5.2.2	Estimates of Ratio of Standard Errors	158
	5.2.3	Estimates of Discrepancy Parameter	158
	5.2.4	The Estimates of Population and Sample Average Technical Efficiencies	159
	5.3	Estimates of Technical Efficiency for Individual Farms of Paddy and Wheat Crops Grown under Land Reclamation Technology (Alkali Soils)	159

Chapter VI	Income Distribution with some Empirical Results	172
6.1	The Lorenz Curve	172
6.2	Derivation of the Equation of Lorenz Curve	172
6.3	Obtaining the Consistent Estimates of $\pi$ , $\eta$ and $f$ for Grouping of Observations	178
6.4	Grouping of Equations of Lorenz Curve for Joint Estimation	182
6.5	Forming Decile and Quintile for Constructing Weighted Index of Social Welfare	184
6.6	Some Empirical Results	185
6.6.1	Results of Parameter Coefficients of Lorenz Curve	186
6.6.2	Results shown by Decile Distribution	189
6.6.3	Results shown by Quintile Distribution	192
6.6.4	Interpreting the Results of Income Distribution Analysis with the help of Indices of Social Welfare	192
6.6.4.1	Constructing Equal-Weights Index of Social Welfare	194
6.6.4.2	Constructing a Poverty-Weighted Index of Social Welfare	195
6.6.4.3	Results shown by Distributive Share Index	196
6.6.4.4	A Common Measure of Income Inequality based on Quintile Distribution	197

Chapter VII	Summary, Policy Implication and Concluding Remarks	200
7.1	Study in Brief	200
7.2	Summary of Research Findings of Production Elasticities	202
7.2.1	Policy Implications of Production Elasticities	203
7.3	Summary of Research Findings of Technical Efficiencies and its related Parameters	205
7.3.1	Policy Implications for Technical Efficiency and its related Parameters	206
7.4	Summary of Research Findings of Income Distribution	208
7.4.1	Policy Implications for Income Distribution	209
7.5	Concluding Remarks	210
Appendices	Appendix I     Farm Schedule	215
	A.     General Information	215
	B.     Inventory of Livestock	215
	C.     Inventory of Farm Buildings, Implements and Machinery	216
	D.     Inventory of Tube Wells and other Irrigated Schedules	216
	E.     Land Utilisation and Cropping Pattern	216
	Appendix II     Farm Schedule for Labour Utilization	217
	Appendix III.     Farm Schedule for Fertilizer Consumption	218

Appendix IV	Farm Schedule for Water Utilization	218
Appendix V	Farm Schedule for Zinc Sulphate Consumption	218
Appendix VI	Farm Schedule for Sowing/Transplanting	219
Appendix VII	Farm Schedule for Nursery Raising	219
Appendix VIII	Farm Schedule for Interculturing	219
Appendix IX	Farm Schedule for Plant Protection Measures	220
Appendix X	Farm Schedule for other Informations	220
Appendix Table (1-1)	Irrigation by Sources in India	221
Appendix Table (1-2)	Cropped Area and Gross Area Irrigated (Million hectares)	221
Appendix Table (1-3)	Share of Agriculture in National Income (At Current Prices)	222
Appendix Table (1-4)	Area, Production and Yield of Rice and Wheat in India	222
Appendix Table (1-5)	Compared Growth Rates pertaining to the periods 1967-68 to 1975-76 (I) and 1976-77 to 1983-84 (II)	223

Appendix Table (1-6) :	Land Productivity in Selected Coun- tries Annual Aver- age for the period- yield (per hectare)	223
Appendix Table (1-7) :	Per Hectare Yields and Fertiliser Use of Asian Countries.	224
Appendix Table (1-8) :	Characteristics of a Sodic Soil from Karnal	225
Appendix Diagram (1-1):	Census of India Rural & Urban Popu- lation Density per sq.km. Percentage of Urban Population by size class of Towns.	226
Appendix Diagram (1-2):	Land Utilisation in Haryana	227
Appendix Map (1-1) :	Soils of Haryana	228
Appendix Map (1-2) :	Soil climatic Zones of India	229
Appendix Map (1-3) :	Arid and Semi. Arid Zones of India	230
Appendix Map (1-4) :	Semi arid Tropics in World	231

References

xiii-xxvi